

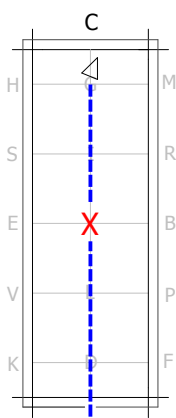
2007 Training Level Test 2

Diagrams courtesy of The Dressage Directory. web@dressagedirectory.com
Diagrams are an indication only and should always be used in conjunction with the Official Test Sheets which take precedence.

1
"A"
Enter
working
trot

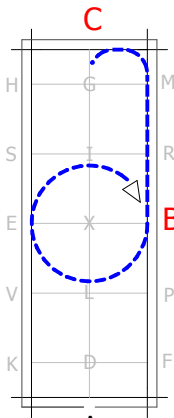
"X"
Halt
Salute

Proceed
working
trot

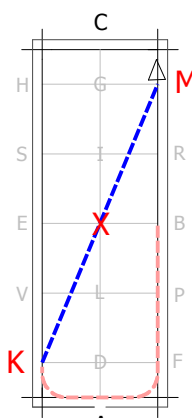


2
"C"
Track
right

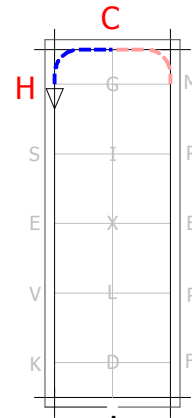
"B"
Circle
right
20m



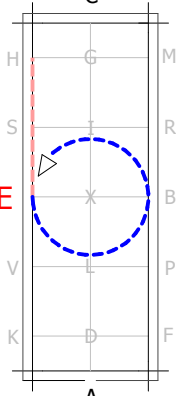
3
KXM
Change
rein
working
trot



4
Between
"C" & "H"
Working
canter
left
lead

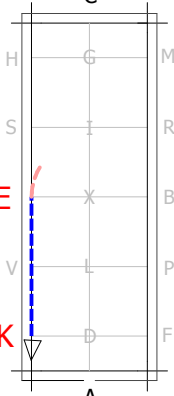


5



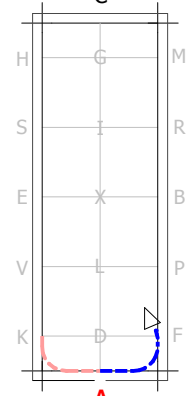
"E"
Circle
left
20m

6



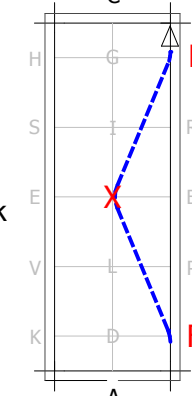
Between
"E" & "K"
Working
trot

7



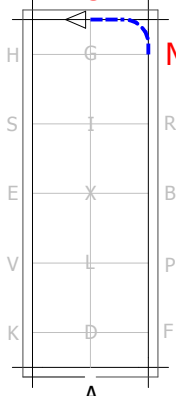
"A"
Medium
walk

8



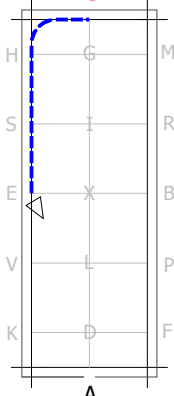
FXM
Free walk

9



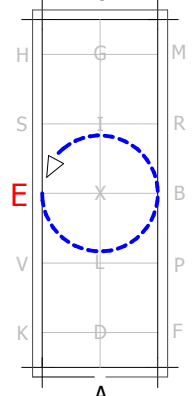
M-C
Medium
Walk

10



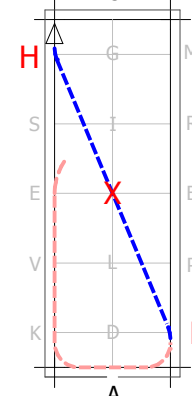
"C"
Working
trot

11



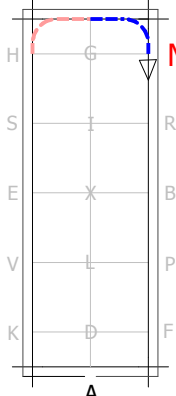
"E"
Circle
left
20m

12



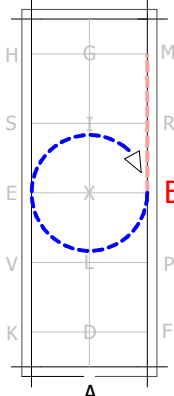
FXH
Change
rein
working
trot

13



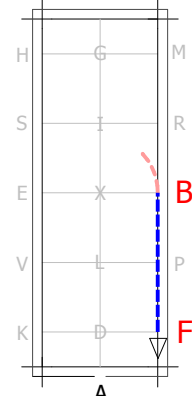
Between
"C" & "M"
Working
canter
right
lead

14



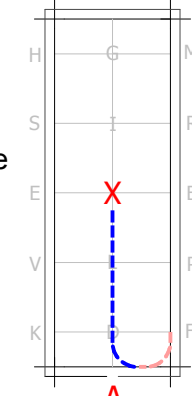
"B"
Circle
right
20m

15



Between
"B" & "F"
Working
trot

16



"A"
Down
centerline

"X"
Halt,
Salute

Leave arena at A in walk on a long rein